



ARCHITECTURAL  
FRAMING  
SYSTEMS



PINNACLE™  
SLIDING/STACKING DOOR  
735 System

## SUPERIOR DESIGN

Lidco's Pinnacle™ Sliding/Stacking Door is the ideal solution where ventilation and maximising access options are a necessity. Developed to meet current architectural trends this system allows full height glazing to buildings, up to three metre heights and two metre panel widths (dependant on location and glazing type).

The system's robust framing is engineered to withstand the most hostile of conditions and is ideal for high wind load and multi storey applications.

The Pinnacle™ Sliding/Stacking Door is the perfect choice where thermal efficiency is a requirement of the design. Climatic control is a major factor in the design of the system, the sash and fixed framing, offering a choice of single and double glazing options, all assisting in maximising thermal performance.

The system uses the latest in sliding/stacking door design principles with the system available in fixed slide and multi panel configurations (up to eight panels). Close attention has been given to strengthening the frame and sash components enabling larger than average sashes to be constructed.

## FEATURES:

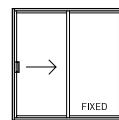
- Accepts glass thickness from 5mm–10.38mm single glazed and 24mm double glazed
- Range of heavy duty interlock options for high wind locations
- Choice of locking options
- 100kg roller capacity – max sash weight 160kg
- Anti-jump sash rail
- Subhead and subsill options
- Sliding door 100mm frame size
- Stacking door 150mm frame size
- Four panel stacking door 200mm frame size
- Available in various powdercoat and anodised finishes



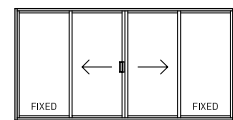
\*Using subsill – sliding and stacking



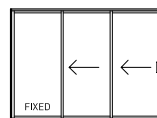
With over 60 years experience in the architectural building industry, Lidco is one of Australia's market leaders in the development, commercialisation and distribution of architectural framing systems.



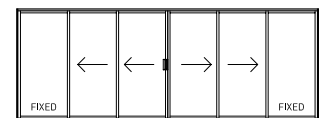
SLIDING DOOR 2 PANELS  
FIXED/SLIDE  
50% OPENING



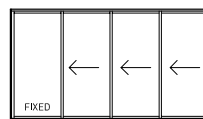
SLIDING DOOR 4 PANELS  
FIXED/SLIDE/SLIDE/FIXED  
50% OPENING



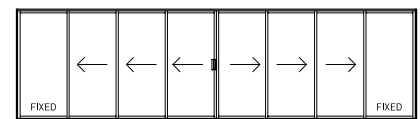
STACKING SLIDING DOOR 3 PANELS  
FIXED/SLIDE/SLIDE  
66% OPENING



STACKING SLIDING DOOR 6 PANELS  
FIXED/SLIDE/SLIDE/SLIDE/SLIDE/FIXED  
66% OPENING



STACKING SLIDING DOOR 4 PANELS  
FIXED/SLIDE/SLIDE/SLIDE  
75% OPENING



STACKING SLIDING DOOR 8 PANELS  
FIXED/SLIDE/SLIDE/SLIDE/SLIDE/SLIDE/FIXED  
75% OPENING

Your nearest supplier:

### HEAD OFFICE

Lidco Architectural Framing Systems 191 Botany Road, Alexandria NSW 2015 Australia  
T 1300 663 848 www.lidco.com.au

All images used are owned by Lidco Corporation Pty Ltd

